



**PRODUCTION OF WHEAT IN MILLION BUSHELS:**

Average annual yield for 1901, 1902, 1903.




**PRODUCTION OF OATS IN MILLION BUSHELS:**

Average annual yield for three recent years.




**PRODUCTION OF BARLEY IN MILLION BUSHELS:**

Average annual yield for three recent years.



**PRODUCTION OF RYE IN MILLION BUSHELS:**

Average annual yield for three recent years.



The statistics on which these diagrams are based have been taken from 'Bartholomew's Atlas of the World's Commerce,' which students would do well to consult for further information.